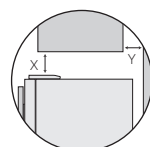
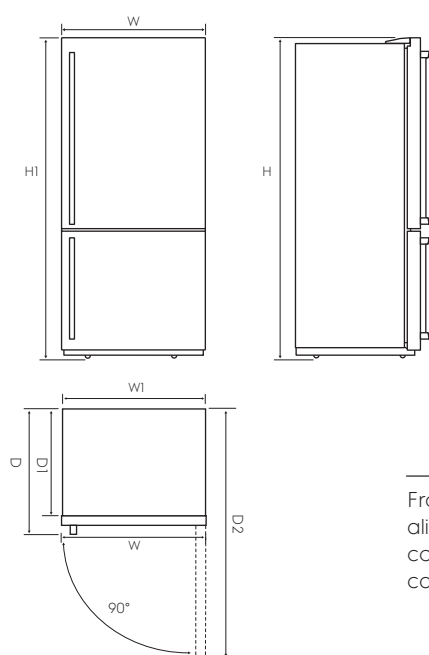


# Dimension Guide

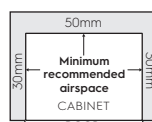
## Bottom freezer refrigerator

**Model:**  
EBE5307C-S (CN)

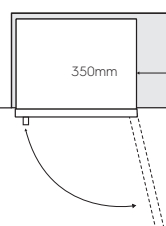
### Minimum Recommended Airspaces



If you have a cupboard above the refrigerator with a rear gap of less than 100 mm (Y), recommended minimum clearance at the top of the refrigerator increases from 50mm to 90mm (X).



**Please note:** Doors are designed to sit proud of cabinetry (not flush).



Front face of bench aligned to front corner edge of cabinet.

When positioned in a corner area, spacing of at least 350mm on the hinge side will allow the doors to open enough to enable the removal of bins and shelves.

Bottom freezer refrigerator models:	Door width (W)	Total depth (D)	Maximum height (H)	Cabinet width (W1)	Cabinet depth (D1)	Depth door open (D2)	Cabinet height (H1)
EBE5307C-S (CN)	796	773	1725	790	641	1457	1705

**Important!** Please ensure that the access to your kitchen (including doorways, corridors, island benches, etc) allows sufficient clearance to move your fridge into position.

**Please note!** Dimensions to be used as a guide only. All customers MUST refer to the user manual supplied with the product for detailed installation instructions.

© 2020 Electrolux S.E.A PTE. LTD. E\_DIM\_EBE5307C-S\_(CN)\_Nov20