

GB Register your appliance today to help us serve you better.

- KO 더 나은 서비스를 제공해 드릴 수 있도록 지금 QR코드를 통해 제품을 등록해 주세요
- JP 今すぐ製品登録下さい。より良いサービスをご提供いたします。
- CS 为向您提供更好的产品服务, 请即刻为您的产品注册。
- CT 請立即為您的產品註冊, 以便獲得更好的產品售後服務。
- TH กรุณาสแกนลงทะเบียนผลิตภัณฑ์เพื่อให้เราดูแลท่านได้อย่างขึ้น
- ID Daftarkan Produk anda hari ini, agar kami dapat melayani anda lebih baik.
- FR Enregistrez votre produit aujourd'hui pour nous aider à mieux vous servir.
- AR يرجى تسجيل هذا المنتج لمساعدتنا تقديم خدمة أفضل لكم
- VN Để Electrolux có thể phục vụ tốt hơn, Quý khách vui lòng đăng ký thông tin bảo hành cho sản phẩm.



CONTENTS

1. SAFETY INFORMATION	3
2. SAFETY INSTRUCTIONS.....	4
3. PRECAUTIONS.....	5

WE'RE THINKING OF YOU

Thank you for purchasing an Electrolux appliance. You've chosen a product that brings with it decades of professional experience and innovation. Ingenious and stylish, it has been designed with you in mind. So whenever you use it, you can be safe in the knowledge that you'll get great results every time.

Welcome to Electrolux.

Visit our website to:



Get usage advice, brochures, trouble shooter, service and repair information:
www.electrolux.com/support



Register your product for better service:
www.registerelectrolux.com



Buy Accessories, Consumables and Original spare parts for your appliance:
www.electrolux.com/shop

CUSTOMER CARE AND SERVICE

Always use original spare parts.

When contacting our Authorised Service Centre, ensure that you have the following data available: Model, PNC, Serial Number.

The information can be found on the rating plate.

 Warning / Caution-Safety information

 General information and tips

 Environmental information

Subject to change without notice.

1. SAFETY INFORMATION

Before the installation and use of the appliance, carefully read the supplied instructions. The manufacturer is not responsible for any injuries or damage that are the result of incorrect installation or usage. Always keep the instructions in a safe and accessible location for future reference.

- This appliance is intended to be used in household (indoors) and similar applications.
- This appliance is not intended for use by persons (including children) with reduced physical, sensory or

mental capabilities, or lack of experience and knowledge, unless they have been given supervision or instruction concerning use of the appliance by a person responsible for their safety.

- Children should be supervised to ensure that they do not play with the appliance.
- Keep all packaging materials away from children and dispose them properly.
- Cleaning and user maintenance shall not be made by children without supervision.
- Unplug the appliance before carrying out any maintenance and cleaning.
- If the appliance, charging adapter, battery pack or the mains power supply cable is damaged, contact the Authorised Service Centre to avoid an electrical hazard.
- **WARNING:** Only use the power supply unit provided with this appliance.
- Use only accessories or parts recommended for this appliance.

2. SAFETY INSTRUCTIONS


- Do not install or use a damaged appliance or accessories. Do not change the specification of this appliance.
- Make sure that the parameters on the rating plate are compatible with the electrical ratings of the mains power supply.
- Do not use the appliance:
 - near flammable gases
 - on sharp objects
 - on corrosive substances
 - on hot or cold cinders and lighted cigarette butts
 - on fine dust from plaster, concrete, hot or cold ashes or flour
 - when the wheels are blocked
 - without the filters installed
- The battery cells must not be dismantled, short-circuited or placed on a metal surface.
- The supply terminals are not to be short-circuited.
- Keep hands out of the brush roll while operating to avoid the risk of injury.
- Do not pull the mains cable to disconnect the battery charging unit. Always pull the mains plug.
- Store the appliance in a dry place, at a temperature of 5 °C to 35 °C, to avoid possible moisture condensation inside the appliance.
- Do not expose the appliance to very high or freezing temperatures.
- Do not place the appliance body, battery charging unit or plug in water.

- All service or repairs must be carried out by the Authorised Service Centre.
- Do not use to pick up flammable or combustible liquids, such as gasoline, or use in areas where they may be present.
- Do not pick up anything that is burning or smoking, such as cigarettes, matches, or hot ashes.
- The charger is for indoor use only.
- Do not use to pick up hazardous material and chemicals, such as solvent, drain cleaner, strong acids, or strong alkali.
- Do not place or submerge appliance in standing water or try to clean flooded areas.
- A hazard may occur if the appliance runs over the supply cord.
- A large amount of cleaning solution entering into the motor may cause damage to the appliance, which may even result in danger
- Add solution as instructed in the Operation section. We recommend using the provided cleaning solution, or cleaning solution tailor-made for floor washer appliances. Do not use the product with acidic, alkaline solution, or any substances harmful to the environment.
- Keep out of reach of children. If any solution gets into the eyes, immediately flush them with clean water. If any solution is swallowed by accident, seek medical care immediately.
- Use extra care when cleaning on stairs.
- Ensure that the Power Switch is in the OFF-position before picking up or carrying the appliance. Do not lay flat or lean the appliance at the included angle between handle bar and floor less than 35°, so as to prevent dirty water from entering into the motor.
- Do not allow the appliance or charger to get wet to avoid risk of fire or injury caused by a short circuit.

3. PRECAUTIONS

- Use only indoors, on non-carpeted floor surfaces such as vinyl, tile, sealed wood, etc.
- Do not handle charger, including charger plug, and charger terminals with wet hands.
- Do not put any object into openings. Do not use with any opening blocked; keep free of dust, lint, hair, and anything that may reduce air flow through the outlet.
- Keep hair, loose clothing, fingers, and all parts of your body away from openings and moving parts.
- Do not use without filter.
- Always clean the Dirty Water Tank after each use to avoid potential blockage, which may lead to low suction power, motor overheating, or reduce the service life of the appliance.
- Do not use the appliance when the water depth is more than 5mm above the surface.
- Dirty water and solution disposal should comply with local environmental regulations.
- Always install the Dirty Water Tank and Clean Water Tank properly before use.

Environmental Concerns

 This symbol on the product or on its packaging indicates that the product contains a rechargeable battery which shall not be disposed with normal household waste. The battery cells within must be removed from the appliance before it is discarded. Unplug the appliance before the battery cells are removed. The battery cells should be treated in a safe manner.

Recycle materials with the symbol . Put the packaging in relevant containers to recycle it. Help protect the environment and human health by recycling waste of electrical and electronic appliances.

Do not dispose of appliances marked with the symbol  with the household waste. Return the product to your local recycling facility or contact your municipal office.

内容

1. 安全信息	6
2. 安全说明	7
3. 注意事项	8

我们在想着你

感谢您购买伊莱克斯电器。您选择了具有数十年专业经验和创新积累的产品。设计精巧时尚，为您着想。因此，无论您何时使用它，您都可以放心，因为每次您都会获得出色的清洁效果和使用体验。

欢迎来到伊莱克斯。

请访问我们的网站，您可以：



获取使用建议、产品手册、故障排除指南、服务和维修信息：
www.electrolux.com/support



注册您的产品以获得更好的服务：
www.registerelectrolux.com




为您的设备购买配件、耗材和原装备件：
www.electrolux.com/shop

客户关怀与服务

请始终使用原装配件。

在联系我们的授权服务中心时，请确保您已准备好以下信息：型号、产品代码、生产编码。这些信息可以在铭牌上找到。

 警告/安全警示信息

 一般信息和提示

 环保信息

如有更改恕不另行通知

1. 安全信息

在安装和使用本机之前，请认真阅读提供的操作说明。对于不当安装或使用本机而造成的任何伤害或损害，制造商不承担任何责任。请妥善保管操作说明，并置于易于取用的地方，供将来参考之用。

- 本设备旨在用于家用和类似应用场所。
- 本设备不供肢体伤残、感知障碍或精神障碍以及缺乏相关经验和知识的人员（包括儿童）使用，除非他们在使用时得到对其安全负责的人员的监督或指导。

- 应对儿童加强看管，确保他们不将本电器当做玩具。
- 请将所有包装材料远离儿童，并妥善处置。
- 儿童不得在无人监管的情况下擅自清理或维修本机。
- 器具在清洁和维护前应将电源插头拔出。
- 若设备、充电适配器、电池组或主电源供电电缆发生损坏，请联系授权服务中心，以免发生电气危险。
- 警告：仅允许使用本设备提供的电源。
- 仅允许使用本设备推荐的配件或零部件。


2. 安全说明


- 请勿安装或使用破损设备和配件。请勿更改本机规格。
- 确保铭牌上的参数与主供电电源的电气额定值兼容。
- 请勿在以下情况使用设备：
 - 靠近可燃气体
 - 清理尖锐物品
 - 清理腐蚀性物质
 - 清理冷、热煤渣或燃烧烟蒂
 - 清理灰泥或混凝土的细粉尘、冷热灰烬或面粉
 - 车轮受阻
 - 未安装过滤装置
- 电池不得拆卸、短路或置于金属表面。
- 请确保电源接线端不存在短路情况。
- 操作时请勿将手放在刷辊上，以免造成伤害。
- 请勿拉扯电源线以断开电池充电装置。务必按下电源插头。
- 为避免设备内部水汽凝结，请将设备存放于温度在 5°C 至 35°C 的干燥环境中。
- 请勿将设备暴露在极热或极寒温度中。
- 请勿将本机机身、电池充电装置或电源插头置于水中。
- 所有服务或维修须由授权服务中心执行。
- 请勿利用本机吸取汽油、酒精、油漆、香水等易燃液体，或者在沾有、存在这些易燃液体的地方使用本机。这些液体可能导致机器短路、起火或者爆炸。
- 请勿利用本机吸取正在燃烧或者冒烟的物质，例如未熄灭的烟头、火柴或热灰等。
- 充电装置仅可用于室内。
- 请勿利用本机吸取危险物品和化学物质，例如溶剂、管道清洁剂、强酸或强碱等。
- 请勿将本机置于或者浸入水中，或尝试将其用于清洁浸水的地方。
- 机器碾压电源线可能导致电源线损坏而产生危险。
- 如果加入过量的清洁剂溶液，使用时会产生较多的泡沫，可能会渗透到电机，对本机造成损坏，导致危险。
- 按照使用说明配比加入清洁剂，建议使用本设备推荐的清洁剂，或适用于洗地机产品的机洗地板清洁剂。不得使用强酸或强碱性，或含有对环境有害物质的清洁剂溶液。
- 清洁剂应存放在儿童接触不到的地方。如果清洁剂溶液不慎入眼，应立即用清水彻底冲洗干净；万一不小心误食，应立即就医。
- 清扫楼梯时，应格外小心，以防跌落。
- 提起或者搬动本机前，请确保机器处于关机状态。不要将本机歪向一边（把杆与地面之间的夹角大于 35°）或者平放，防止污水回流进入电机。
- 不要弄湿机身或者充电装置，否则有可能因为机器短路而发生火灾或触电事故。

3. 注意事项

- 本产品适用于室内环境中的硬性地面，如乙烯基地板，瓷砖，已上蜡木地板等。
- 请勿以湿手触碰充电装置，尤其是电源适配器的插头以及连接终端，以免发生触电危险。
- 不要在出风口放置任何小物件，出风口堵塞时，请勿使用本机，清理一切有可能妨碍出风口气流通畅的小物件，如灰尘、线头、毛发等。
- 请保持用户的头发、宽松的衣着、手指及身体的其他部位远离产品的出风口及其他可移动部件。
- 请勿使用没有安装过滤装置的机器。
- 使用完机器后，请及时清理污水箱，避免阻塞造成吸力下降、电机过热，从而影响机器的使用寿命。
- 当地面浸水超过 5 mm 时，请勿使用机器。
- 在处理污水和清洁剂溶液时，应遵循当地的环保规定。
- 使用本机前请确保清水箱和污水箱正确安装好。

环境保护需求

 产品或包装上的该标识意味该产品包含可充电电池，可充电电池不得作一般生活垃圾丢弃。在废弃器具前，必须将电池从器具中取出；在取出电池时，器具必须要断电；电池应安全地处置。

可回收材料带  标志。请将包装放入相应回收容器以供回收利用。回收利用废旧电气电子设备，共创美好环境，保护人类健康。

请勿将带有  标志的设备与生活垃圾一同处理。请将产品送至当地回收机构或联系所在地市政办公室。

中国

伊莱克斯 (中国) 电器有限公司
 中国, 上海, 虹口区公平路168号上海北外滩
 来福士广场办公楼 第30层
 售后服务: +86 9510 5801
 网站: www.electrolux.com.cn
 官方微信公众号: 伊莱克斯北欧品味家

**VIETNAM**

Electrolux Vietnam Ltd
 Floor 10th, Sofic Tower
 10 Mai Chi Tho Street
 Thu Thiem Ward - Thu Duc City
 Ho Chi Minh City, Vietnam
 Tel: +(84 28) 3910 5465
 Fax: +(84 28) 3910 5470
 Customer Care Services: 1800-58-8899
 Email: customer.care@electrolux.com.vn
 Website: www.electrolux.vn

SINGAPORE

Electrolux SEA Pte Ltd
 351 Braddell Road #01-04 Singapore
 579713
 Customer Care Hotline: +(65) 6727 3699
 Email:
customer-care.sin@electrolux.com
 Website: www.electrolux.com.sg

MALAYSIA

Electrolux Home Appliances Sdn Bhd
 Lot C6, No. 28, Jalan 15/22
 Taman Perindustrian Tiong Nam
 Seksyen 15, 40200 Shah Alam, Selangor
 Malaysia
 Customer Care Services:
 Tel: 1300-88-1122
 Email:
Malaysia.customer@electrolux.com
 Website: www.electrolux.com.my

THAILAND

Electrolux Thailand Co., Ltd.
 Electrolux Building
 14th Floor 1910 New Petchburi Road
 Bangkapi, Huay Kwang
 Bangkok 10310, Thailand
 Tel: +(66) 2 725 9100
 Fax: +(66) 2 725 9299
 Customer Care Services:
 +(66) 2 725 9000
 Email: customercareshai@electrolux.com
 Website: www.electrolux.co.th

AUSTRALIA

ELECTROLUX HOME PRODUCTS
 ABN 51 004 762 341
 163 O'Riordan Street Mascot NSW 2020
 Australia Customer Care Centre: 131349
 Website: electrolux.com.au

NEW ZEALAND

ELECTROLUX (NZ) Limited
 3-5 Niall Burgess Road,
 Mount Wellington,
 New Zealand
 Customer Care Centre: 0800 436 245
 Website: electrolux.co.nz

MIDDLE EAST

Electrolux Appliances Middle East
 DMCC 40th Floor
 Mazaya Business Avenue BB1,
 Jumeirah Lake Towers,
 P.O. Box 336148 Dubai,
 United Arab Emirates
 Tel: +(971) 4 5100 200
 Sales: premier.partner@electrolux.com
 Service: servicemea@electrolux.com
 Website: <https://www.electroluxarabia.com/>

www.electrolux.com/shop



A24552402

